

Compact size industrial vibration sensor



Description

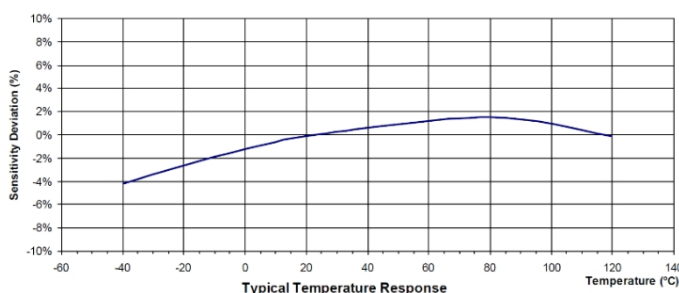
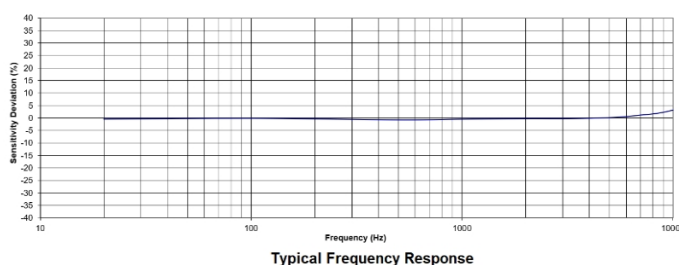
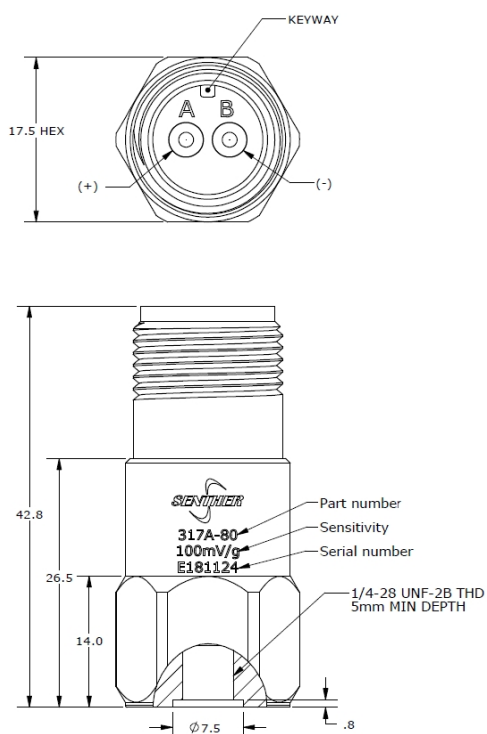
Model 317A is a compact industrial IEPE accelerometer especially for vibration measurements in narrow space. 317A features an annular shear ceramic crystal which exhibits excellent output stability over time. The accelerometer incorporates an internal circuit with in a two-wire IEPE system which transmits its low impedance voltage output through the same cable that supplies the constant current power. Signal ground is internal shielded and isolated from the outer case of the unit. Polarity inversion protection for the amplify circuit is inherent in the circuit design. The welded stainless-steel construction provides a hermetic housing. The standard MIL-C-5015 glass insulated connector provides long-term stability over the operating temperature range. In addition to adhesive mounting, 317A has $\frac{1}{4}$ -28 threaded holes for stud mounting on the test object. 317A provides wide frequency response and shock resistance, which is ideal for industrial vibration monitoring under incidental shock environment. Senter's model 16-L is a MIL-C-5015 connector mating cable for the sensor.

Features

- Light weight
- Compact size
- Hermetic seal
- Case isolated
- EMI / RFI shielded
- Shock resistance

Application

- Windmill machine
- Gear box monitoring
- Bearing detection
- Machine monitoring



Specification

Typical at +24°C (+75°F), 24Vdc, 4 mA and 100Hz, unless otherwise stated.

Part Number	317A-5	317A-10	317A-20	317A-80	317A-500	
Dynamic Range	±5	±10	±20	±80	±500	g, peak
Sensitivity ±10%	1000	500	250	100	10	mV/g
Freq. Resp. ±5%	2-7000	1-7000	1-7000	1-7000	1-7000	Hz
Freq. Resp. ±3dB	1-13000	.5-13000	.3-13000	.3-13000	.3-13000	Hz
Resonant Frequency	32	32	32	32	32	kHz
Transverse Sensitivity	<5	<5	<5	<5	<5	%
Temp. Resp., -55 to +125°C	±10	±10	±10	±10	±10	%
Non-Linearity	±1	±1	±1	±1	±1	%FSO
Residual Noise	0.0005	0.0005	0.0005	0.0005	0.0010	g RMS
Shock Limit	2000	2000	5000	5000	5000	g
Warm-up Time	<2	<2	<2	<2	<2	second
Weight	55	55	55	55	55	Gram

Specifications	Standard	Units
Bias Voltage	10 to 14	Vdc
Supply Voltage	18 to 30	Vdc
Supply Current	2 to 10	mA
Output Impedance	<100	Ω
Case Insulation (@100Vdc)	>100	MΩ
Operating Temperature	-55 to +125°C	°C
Humidity	Hermetically Sealed	
Case Material	316L Stainless Steel	
Sensing Element	Piezo Ceramic (Shear)	
Connector	2 Pin MIL-C-5015	

Accessories

Calibration certificate included.

Part Number	Description	Availability
PM0011	Mounting stud ¼-28 to ¼-28 thread	One stud Included
PM0008	Mounting stud ¼-28 to M6 thread	
PM0007	Mounting stud ¼-28 to M10 thread	Optional
PM0445	Adhesive mounting adapter	Optional
MB0001	Flat bottom magnet mounting adapter	Optional
MB0011	Saddle-shaped magnet mounting adapter	Optional
16A-10	10 meter mating cable with MIL-C-5015 connector	Optional
16A-10-B	10 meter mating cable with MIL-C-5015 to BNC connector	Optional
IN-03	3 channels IEPE signal conditioner	Optional
IN-91	Portable vibration analyzer	Optional
IN-3062	8 channels data acquisition system	Optional

Measurement configuration

Sensor	Mating cable	Signal conditioner	BNC cable	Data acquisition	Computer
					

Ordering information

317	A	-	80	-	A
Model	Output signal	-	Range	-	Mounting stud
317	A=IEPE output	-	5=5g 10=10g 20=20g 80=80g 500=500g	-	A= ¼-28 to ¼-28 thread B= ¼-28 to M6 metric thread C*=Special

